


TRAVELLING CRANES





Ivan Muri, CEO As a Swiss manufacturer with fully automated production, we are loyal to the location Switzerland. The high functionality, long life and robustness of our products help our customers to avoid operational interruptions which can cause high follow-on costs. With our own development and design department, we ensure long-term innovation power. Suppliers from Switzerland and its neighbour countries guarantee the reliability and quality we demand.

Erich Widmer, Sales and Marketing Manager From project planning to installation, we support our customers with advice and assistance. As a system supplier of complete crane systems, we can respond to specific customer demands. Our customers particularly value the variety of accessories and options. Our high product quality and readiness to deliver make us a reliable and competent partner worldwide.



TAILOR-MADE AND EFFICIENT



GIS travelling cranes define the overhead material transport up to 5000 kg lifting capacity in terms of efficiency. Our objective is rational and area covering goods handling. Based on structural and customer's requirements, we offer and realise the appropriate, robust and durable solution in design, ergonomics and safety.

GIS travelling cranes – tailored and rational

OVERHEAD TRAVELLING CRANE

We divide the travelling cranes in overhead and underslung travelling cranes. The difference between the overhead and the underslung travelling crane is that the longitudinal trolleys are mounted on top of or down on the crane track. Travelling cranes are ideal for higher lifting capacities and large span widths. The construction approach is based on beams in longitudinal and transverse direction. GIS travelling cranes ensure full area coverage of goods transport up to 5000 kg.





Single-bridge travelling crane

Overhead travelling crane

Lifting capacity up to 5000 kg

Construction with standardised beams

The welded crane rail serves as guidance and keeps the crane bridge in the track

Large hook dimension through crane bridge placed on crane track

Control switch on trolley or control switch independent of trolley (roving pendent) or radio remote control

Crane track fixation on supports (free standing system) or on wall/pillar

Drives stepless or pole-changeable

Very quiet running

Longitudinal power supply with conductor line or C-rail

Central crane control 42V

Option: multiple crane bridges (tandem operation)

Double-bridge travelling crane

Overhead travelling crane

Lifting capacity up to 5000 kg

Construction with standardised beams

The welded crane rail serves as guidance and keeps the crane in the track

Larger track width possible

Maximum hook dimension through low headroom construction with angle or set on roller box

Control switch on trolley or control switch independent of trolley (roving pendent) or radio remote control

Crane track fixation on supports (free standing system) or on wall/pillar

Drives stepless or pole-changeable

Very quiet running

Longitudinal power supply with conductor line or C-rail

Central crane control 42V

Option: multiple crane bridges (tandem operation)

Special Designs

Hot-dip galvanised version

Corrosion resistant (food compatible)

Sound-deadening support

Ripcord shutdown

Bypass control

Two-stage limit switch

Crane track on wooden beam

Frequency control

Various versions for special hook dimension

Free standing system



UNDERSLUNG TRAVELLING CRANE

The underslung travelling crane is a popular variation of GIS travelling cranes. The crane tracks are usually mounted directly to the ceiling. For this reason, the longitudinal trolleys are mounted below. This solution allows us to incorporate the standard trolleys. Various construction solutions according to our customer's requirement demand special versions such as higher hook dimension, overhang load, with or without telescopic version, bypass control or large span widths.

YOUR BENEFITS

Robust and durable crane systems for long-term, safe use. All of our electric drives and electric chain hoists are state of the art. The calculation basis and calculations meet national and international standards. Our way to construct convinces through its simplicity, combined with durability and reliability. We rely on decades of experience as a manufacturer of travelling cranes and on our know how to respond to customer-specific requirements. All from a single source.





Single-bridge travelling crane

Underslung travelling crane

Lifting capacity up to 5000 kg

Construction with standardised beams

Control switch on trolley or control switch independent of trolley (roving pendant) or radio remote control

Crane track fixation to ceiling, pillars or steel beams, mounted directly or distanced (free standing system)

Standard drives EMFE stepless or pole-changeable

Lateral overhang of hook possible

Longitudinal power supply with conductor line or trailing cable

Cross beam power supply via conductor line, cable or energy chain

Option: multiple crane bridges (tandem operation)

Option: low headroom construction for transverse bridge

Option: branch terminal line possible

Double-bridge travelling crane

Underslung travelling crane

Lifting capacity up to 5000 kg

Construction with standardised beams

Larger track width possible

Control switch on trolley or control switch independent of trolley (roving pendant) or radio remote control

Crane track fixation to ceiling, pillars or steel beams, mounted directly or distanced (free standing system)

Standard drives EMFE stepless or pole-changeable

Lateral overhang of hook possible

Optimisation of hook dimension through low headroom construction of transverse bridges or saddle

Longitudinal power supply with conductor line or trailing cable

Cross beam power supply via conductor line, cable or energy chain

Option: multiple crane bridges (tandem operation)

Special Designs

Hot-dip galvanised version

Corrosion resistant (food compatible)

Sound-deadening support

Ripcord shutdown

Bypass control

Fast and fine transition shut down

Telescopic version

Crossings and branch terminal lines

Extended overhang thanks to counter-pressure rollers

Various versions for suitable hook dimension

Free standing system



LINEAR GOODS HANDLING

In many cases, the monorail is the most conventional solution for material transport from A to B. A prerequisite for this is that the points can be connected with a line. Variations in the lines are corrected by bends or track switches. The commercial I or H steel profiles are low cost and designed for heavy lifting capacities. GIS manual or motorised trolleys are ideally suited as a complementary system and can be adapted to the flange width of the steel beam by adjustable bolts.

Classic monorail

With manual or motorised trolley

Lifting capacity up to 5000 kg

Construction with standardised beam

Crane track fixation to ceiling, pillars or steel beams, mounted directly or distanced (free standing system)

Overhang of hook possible

Control switch on trolley or control switch independent of trolley (roving pendant) or radio remote control

Standard drives EMFE stepless or pole-changeable

Power supply with conductor line, parallel running C-rail with trailing cable or cable carriage

Several chain hoists on a monorail possible (tandem operation)



Track switch

Two-way slide switches

Maximum lifting capacity 2000 kg

Construction with standardised beams

Track switch fixation on ceiling, steel beam, mounted directly or distanced

Pneumatic pushing device with protection

Power supply only possible with conductor line

Special drives stepless or pole-changeable

Control of track switch through control switch or wall station

Bend

With manual or motorised trolley

Maximum lifting capacity 5000 kg

Construction with standardised beam

Smallest bend radius of 1.2 – 1.8 m depending on load capacity and trolley

Bend possible up to 90° angle

Bend screwed on ceiling or clamped on steel beam

Control switch on trolley or control switch independent of trolley (roving pendent) or radio remote control

Standard drives EMFE stepless or pole-changeable

Power supply with conductor line, parallel running C-rail with trailing cable or cable carriage

Telescopic version

Special trolleys with counter-pressure rollers

Maximum lifting capacity 4000 kg

Construction with standardised beams

Drives with counter-pressure rollers

Maximum overhang has to be calculated individually

Control switch on trolley or radio remote control

Standard drives EMFE stepless or pole-changeable

Power supply with C-rail and trailing cables



PARTIAL AREA COVERAGE



For partial area coverage slewing jib cranes, gantry cranes or console cranes are used. Depending on the spatial conditions and the type of material handling different approaches are possible. Whether a standard wall-mounted slewing jib crane or a custom gantry crane: Our crane constructions are robust, durable and are produced according to the current state of the art.

Pillar-mounted slewing jib crane overhead Slewing jib crane with extended slewing range

Maximum lifting capacity 5000 kg

Norm-steel beam IPE

Floor mounted with foundation or high loadable floor

Slewing range up to 270°

Manually or electrically rotatable

Jib length up to 12 m,
longer jibs available on request

Standard pillar height 4.2 m,
higher pillars available on request

Power supply with conductor line or C-rail
and trailing cable

Option: telescopic version





Wall-mounted slewing jib crane overhead

Simple and cost-effective solution

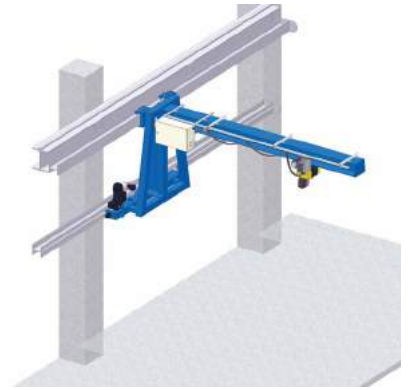
- Maximum lifting capacity 5000 kg
- Norm-steel beam IPE
- For simple wall mounting or to existing pillars
- Needs no floor space
- Slewing range up to 180°/270° manual or electric rotatable
- Jib length up to 12 m, longer jibs on request
- Power supply with conductor line or C-rail and trailing cable
- Simple installation
- Option: telescopic version



Gantry crane guided on rails or mobile

Floor-bound individual solution

- Maximum lifting capacity 5000 kg
- Steel or aluminium construction
- Power supply via cable, cable drum
- Rail-guided solution for higher span width and load capacity
- Electrically or manually moved
- Control switch on trolley or control switch independent of trolley (roving pendant) or radio remote control
- Individual solution



Console crane on wall rails

Mobile cantilever for maximum ground clearance

- Maximum lifting capacity 1000 kg
- Norm-steel beam
- Electrically moved
- Control switch on trolley or control switch independent of trolley (roving pendant) or radio remote control
- Several cantilevers possible
- Power supply with conductor line or C-rail and trailing cable



CUSTOM-BUILT EQUIPMENT



Crane construction has changed considerably over the years and now covers many requests through our standard models. The visit to the customer allows us to understand the problem accurately and to propose an appropriate, customised solution. Whether a low headroom construction to increase the hook-path, a branch terminal line or a crossing of a travelling crane to a second: Our proximity to the market allows us to respond to individual customer needs and to construct customised cranes.

EICHENBERGER GEWINDE AG

Beat Niederhauser / head of production

"Already during the project planning it turned out that a standard solution could not optimally meet our needs. The special design proposed by GIS with low headroom constructed double crane bridge and electric chain hoist has optimised the lifting height considerably. With the two parallel-connected electric chain hoists, we can now also lift bulky loads and transport them to their destination. From the initial projecting through construction up to the installation and commissioning, we are very satisfied with the performance offered by GIS and we will gladly contact this company again when required."





Branch terminal line

The branch terminal line is a special type of crane tracks, which can be coupled directly to a travelling crane. Once connected and locked, you can take the load of the travelling crane on the branch terminal line or vice versa. The locking is carried out mechanically, pneumatically or electrically. The whole process can be controlled via radio remote control. The power supply is ensured by a special conductor line connection.

Crossings

The crossing works similar to the principle of the branch terminal line. Instead of the branch terminal line one drives with the load on the crossing and from there to another travelling crane. Thus, there is a connection between two travelling cranes. In case of a load crossing into the neighbouring hall the two travelling cranes must be coupled with the crossing and locked. This flexibility is highly appreciated by our customers.

Frequency inverter

Stepless working with the frequency-controlled motors (FU) allows safe and precise load handling. The adjustable speed and start-up curves enable a low-vibration procedure in longitudinal and transverse direction. In some cases it makes sense to equip the electric chain hoist with a frequency inverter control as well. This allows the load to be positioned accurately and smoothly at location.

Control unit box

Since various control impulses have to be processed, the controls are merged in a central control unit box. As the central unit of the entire crane system it is firmly mounted on the crossbeam. For this reason, the individual trolleys and the chain hoist have no controls. Depending on customer requirements, the wiring for a radio remote control or a roving pendant is prepared.



ENERGY SUPPLY

Great attention is paid to the electrical equipment. Not only the energy supply of all motor-driven components, but also the control calls for clear and orderly planning. So we are using single or combined systems such as trailing cable, C-rail, conductor line or an energy chain. The conditions are determined by the customer's requirements and local conditions.

Trailing cable

For contaminated or humid environment

Suitable for outdoor use

Cost effective solution for monorail

Made of plastic



C-rail

For contaminated or humid environment

Suitable for outdoor use

Use of the entire travel range

Simple installation



Conductor line

Space-saving (no hanging cable) for crane and monorail

Use of the entire travel range

Aesthetic solution

Option: IP 54 (dust protected for the wood industry)





Standard version

- Maximum lifting capacity 5000 kg
- Use of commercial I- or H- standardised steel profiles
- Colour crane track grey primed RAL 7035
- Colour crane bridge honey yellow RAL 1005
- Single or double bridge travelling cranes and monorails
- Travelling cranes with low headroom construction to optimize the overall height
- Suspension, support of the crane rails on site or on request
- Trailing cable, C-rail or conductor line
- 42 V contactor control with central control unit box
- Control via control button top unit directly on the chain hoist, roving pendent or radio remote control
- Lifting heights up to 90m
- Crane track 50 × 30 mm
- Travelling cranes and monorails for indoor use
- GIS electric chain hoist as lifting device

Accessories and options

- Free standing system
- Special paints or galvanised version
- Travelling cranes and monorails for outdoor use
- Several crane bridges on crane track
- Energy chain for energy and control cable
- Overhang with counter-pressure rollers
- Telescopic version
- Crossings and branch terminal lines
- Crane track 60 × 40 mm or on a wooden beam
- Sound-deadening supports
- Fast and fine transition shutdown
- Bypass control
- Transport and installation work
- Acceptance and commissioning with training of personnel


Energy chain

- Space-saving (no hanging cables)
- Use of the entire travel range
- Aesthetic solution
- Simple carrying of various cables (wiring harness) on crane bridge



CUSTOMER SERVICE, INSTALLATION, MAINTENANCE, TRANSPORT

The high priority of customer service is felt by our clientele through the competent GIS staff. Customer care through personal contact or on the administrative route, market-driven calculations and technical calculations, drafting of drawings or plans, high-quality products "Made in Switzerland" and punctual deliveries are our strengths. Competent specialists are on the road every day to our customers and deliver, install, maintain and carry out transport works.





Installation Team

Installation mainly through the company Röhner, Gettnau

Years of partnership

High reliability

Latest assembly devices and optimal machinery

Several teams available

Continuous training of installers

Service Team

Trained and certified GIS service staff

Covering all of Switzerland

Service department for the delivered chain hoists to our plant

Several equipped service vehicles

Acceptance, commissioning and training on site

Transport

Transports mainly by the company Bättig Transporte in Ettiswil

A reliable and flexible transport company

Years of cooperation

Big vehicle fleet

Expertise for special transports

Covering all of Switzerland



CRANE KIT COMPONENTS

Both in underslung and overhead travelling crane the connection points for the trolley and the crane bridge are standardised. So it is possible in a very simple way to mount a standard travelling crane. All components such as crane kit, trolleys, electric chain hoist and radio remote control are from a single source. The assembly with the steel beams provided on site is carried out directly at the customer.

Endcarriage ERK50 – 500 For underslung travelling cranes

Maximum lifting capacity 6300 kg

Steel construction with or without motorised trolley

Maximum span width 18,000 mm

Control switch on trolley or control switch independent of trolley (roving pendant) or radio remote control

Several cantilevers possible

YOUR BENEFITS

Depending on the customer's requirements, we offer the kit components with GIS trolleys, electric chain hoist, control unit box and control. Crane bridge and crane track can be procured and installed on site. With this simple and ecological offer you have the advantage that all major crane components originate from a single partner. Of course we support you on request in your projects with calculations, project drawings and wiring diagrams.





Roller box RTO

For overhead travelling crane

Maximum lifting capacity 6300 kg

Steel construction with or without shaft gear motor

Maximum span width 18,000 mm

With pole-changing 25/6 m/min or frequency control 5-42 m/min

Suitable for crane track 50 × 30 mm, 60 × 40 mm or A-rails

Available with or without control unit

Protection IP 54 standard

Security radio remote control

2, 4 or 6 buttons + NA

PIN code to prevent unauthorized use

LED indication of the current battery status

At low battery condition or if an error occurs, an audible warning signal is triggered

Control of various travel or lifting units and tandem operation (synchronous) is possible

69 channels to choose from

Auto switch-off to save battery

Transmitter protection class IP 65, receiver IP 66

Available with plastic protection

Electric chain hoist

With trolley

Maximum lifting capacity 5000 kg

Lifting and driving functions with one or two speeds

Transmission with permanent lubrication

Ergonomic control switch with 42V low voltage

No sensitive electronic assembly

Geared limit switch for highest and lowest hook position with accuracy of positioning

Casing and cover of aluminium



Application range from -15° to +50°C

Protection class IP 55 standard

Manual or motorised trolleys

Wide range of accessories and options





Crane systems

GISKB steel crane construction kit for line-bound or all-round goods handling. GISKB aluminium crane system, slewing pillar and wall cranes for smooth handling of transport goods. Travelling cranes and slewing cranes made of steel profiles for heavier loads.

Hoisting equipment

Over 50 years experience in the manufacture of electric chain hoists: robust, durable, reliable and highly resistant to wear. Simple maintenance. Various special versions for every application area. Wide range of accessories and options.

Vacuum handling systems

GIS vacuum handling systems for the ergonomic and gentle handling of goods made of different materials like wood, glass, stone, metal or plastic. In combination with the appropriate crane system.

GIS AG – the specialist for crane systems Founding of the GIS AG in 1957 | With own subsidiary in Germany since 1966 | Development and production of electric chain hoists in Switzerland for over 50 years | Swiss manufacturer of complete crane systems inc. hoisting equipment and vacuum lifters | Certified to ISO 9001 since 1994 | Complete market services from project planning to installation, start-up and maintenance | International sales network with over 50 qualified partners worldwide

Swiss Lifting Solutions

Certified to ISO 9001

